



# Tutorial of TuneBoto Amazon Video for Windows

## Overview

- [Introduction](#)
- [Key Features](#)
- [System Requirements](#)

## Purchase & Registration

- [Purchase License](#)
- [Registration Tips](#)

## Installation & Interface

- [Installation](#)
- [Main Interface](#)
- [Menu](#)

- [Settings](#)

## Tutorials

- [Log Into Prime Video Account](#)
- [Customize Download Settings](#)
- [Search for Prime Videos](#)
- [Select Advanced Download Options](#)
- [Start Downloading Prime Videos](#)
- [Check Download History](#)

## Technical Supports

- [Support](#)
- [Contact](#)



## Overview

- [Introduction](#)
- [Key Features](#)
- [System Requirements](#)

### Introduction

Thank you for using TuneBoto Amazon Video Downloader for Windows!

TuneBoto Amazon Video Downloader for Windows is a powerful video downloading tool that offers enough horsepower to handle the downloads of Prime videos. With the help of such a smart tool, you can download any movies and TV shows from Amazon Prime Video to your PC (Windows7/8/10) as plain MP4/MKV files. Moreover, TuneBoto Amazon Video Downloader supports downloading Prime titles downloaded in HD quality with subtitles & audio tracks preserved. After downloading, you will be able to transfer Prime videos to any device without any limitations.

### Key Features

- Download Amazon Prime Video to Computer.
- Support downloading HD (up to 1080P) Prime video.
- Download Prime movies or TV shows to MP4/MKV format.
- Keep multi-language subtitles & audio tracks.
- User-friendly and intuitive interface, easy-to-use.
- No need to install Amazon Prime Video app.

### System Requirements

- Windows 7, 8, 8.1, 10, 11 (32 bits & 64 bits)
- 1GHz processor or above
- 512 megabytes (MB) or higher RAM
- 1024\*768 resolution display or higher Monitor
- 1GB of available hard-disk space or higher



## Purchase & Registration

- [Purchase TuneBoto Amazon Video Downloader for Windows](#)
- [Register TuneBoto Amazon Video Downloader for Windows](#)

### Purchase TuneBoto Amazon Video Downloader for Windows

TuneBoto Amazon Video Downloader for Windows offers three subscription plans: Monthly, Yearly, and Lifetime plans.

**Quick Link:** To purchase a license key for TuneBoto Amazon Video Downloader for Windows, please visit [here](#).

#### 1. Why should I buy TuneBoto Amazon Video Downloader for Windows?


TuneBoto Amazon Video Downloader is shareware software, and its trial version only allows you to download the first 5 minutes of each Prime video in HD quality. To get the full video downloaded, please purchase a license. After the purchase, you will be provided with your Registration Email and Registration key which will unlock the trial version limitation.

#### 2. What benefits do we have after Registration?

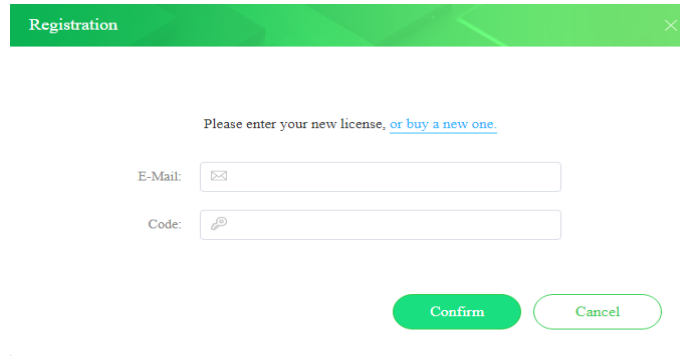
- Unlimited use during the subscription period without any function restrictions.
- Lifetime FREE upgrades to the latest versions of the same product.
- Lifetime FREE technical support.



## Register TuneBoto Amazon Video Downloader for Windows

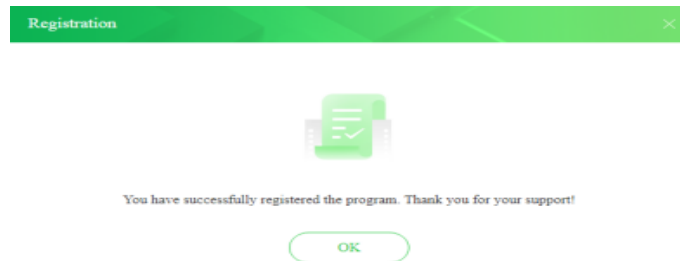
**Step 1:** Run TuneBoto Amazon Video Downloader on PC. First, you should click the **Menu** icon  or the **Key** icon on the upper right, and then select **Register** option to register your program.

**Step 2:** Please fill in the blanks with the **Registration Email** and **Registration Code**. You can use keyboard shortcuts to copy (Ctrl+C) and paste (Ctrl+V) your license in the registration window.



The registration dialog box has a green header with the text "Registration" and a close button. Below the header, there is a prompt: "Please enter your new license, [or buy a new one.](#)" There are two input fields: "E-Mail:" with an envelope icon and "Code:" with a key icon. At the bottom, there are two buttons: "Confirm" (green) and "Cancel" (white with green border).

**Step 3:** After finishing the Registration, the limitation of the trial version will be removed.



The success dialog box has a green header with the text "Registration" and a close button. In the center, there is a green icon of a document with a checkmark. Below the icon, there is a message: "You have successfully registered the program. Thank you for your support!" At the bottom, there is a single button: "OK" (white with green border).



**Notice:**

1. Your computer should be connected to the Internet.
2. Make sure both the Registration Email and Registration key are provided by our company after you pay the registration fee. If you have not paid, please click **Buy Now** to [purchase](#).
3. Please make sure the Registration Email and Registration key you entered are both complete and correct. If not, an error message will pop up as below:

Registration ✕

Please enter your new license, [or buy a new one](#).

E-Mail:

Code:

The registration information must be entered exactly as they appear in your confirmation email. Using the copy and paste method to enter the license is recommended.



## Installation & Interface

- Installation
- Main Interface
- Menu
- Settings

### Installation

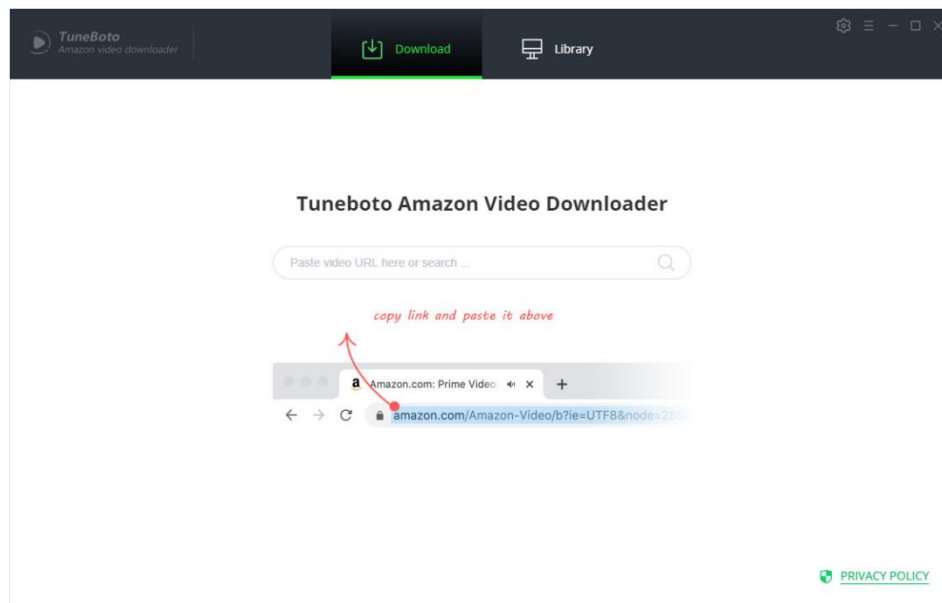
To install the program, please follow the instructions below step by step:

1. Download and install TuneBoto Amazon Video Downloader for Windows from [Download Center](#).
2. Double click the installation package of TuneBoto Amazon Video Downloader for Windows to start installing the program on your computer.
3. Follow the instructions to finish the installation.

**Note:** You can customize the output path for the program as well as create a desktop shortcut icon for convenience during the installation.


### Main Interface



Launch TuneBoto Amazon Video Downloader for Windows and you will see the main interface as below:











## Menu



Click the “Menu”  button on the upper-right corner, and you will see a drop-down list as below:

-  Online Help
-  Contact us


---

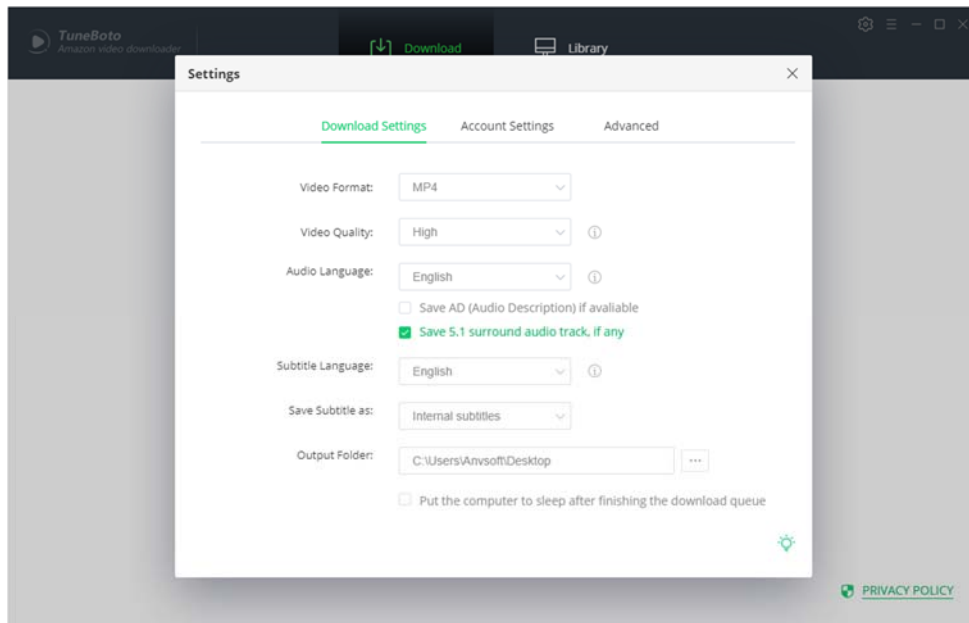
-  Purchase
-  Register
-  Settings
-  Languages
-  Open log file
-  Feedback

---

-  Check for updates
-  About

## Settings

Click the “Settings”  button on the upper right, and you will see a pop-up window as below, where you can customize the output format (MP4, MKV), output quality (High, Medium, Low), output path, audio and subtitles language, etc:





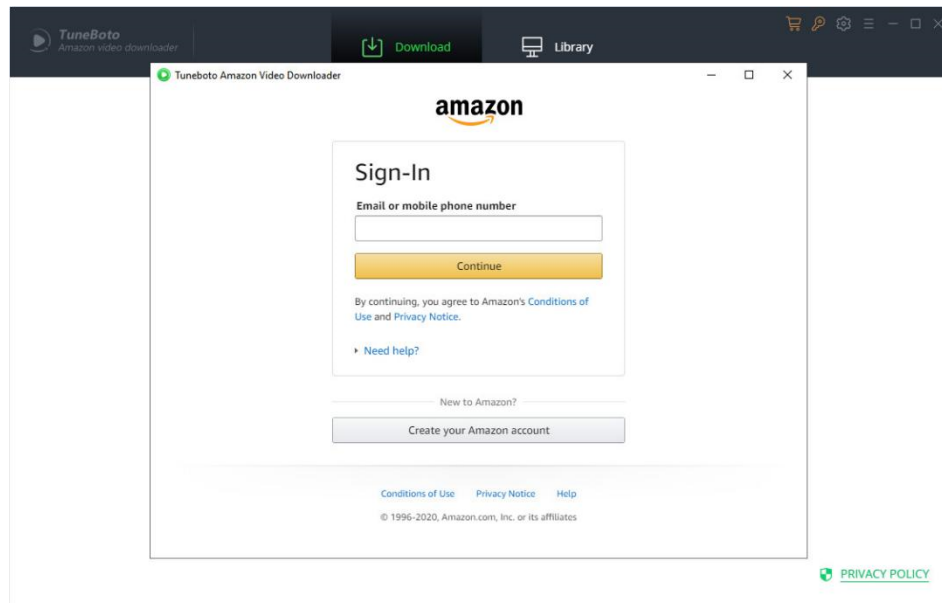
## Tutorials

- Log Into Prime Video Account
- Customize Download Settings
- Search for Prime Videos
- Select Advanced Download Options
- Start Downloading Prime Videos
- Check Download History

### Log Into Prime Video Account

Run TuneBoto Amazon Video Downloader on Windows PC and log in to your Prime Video account.

Note: Please try to enter any word or video's name in the search box, then there will be a pop-up window prompting you to log into the Prime Video account.

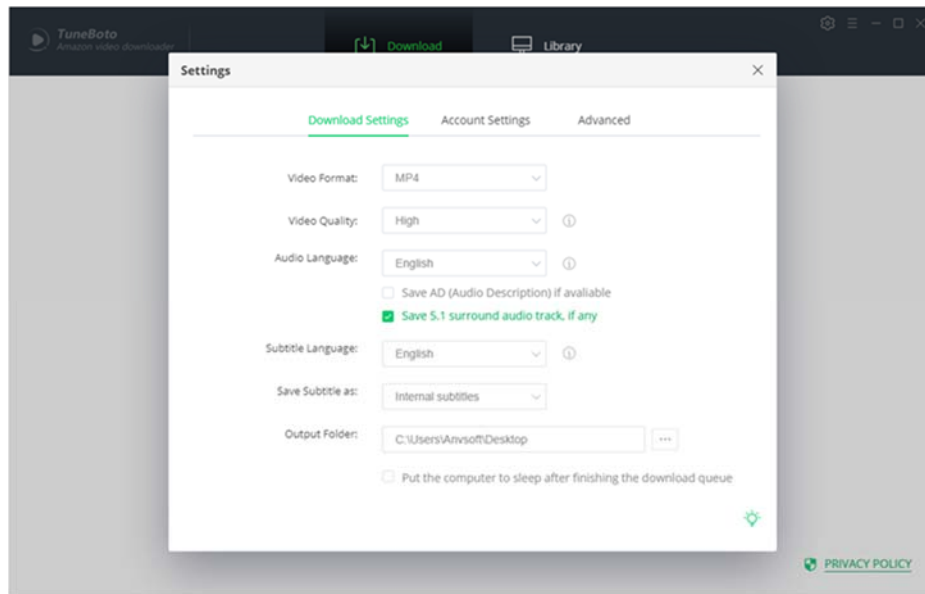






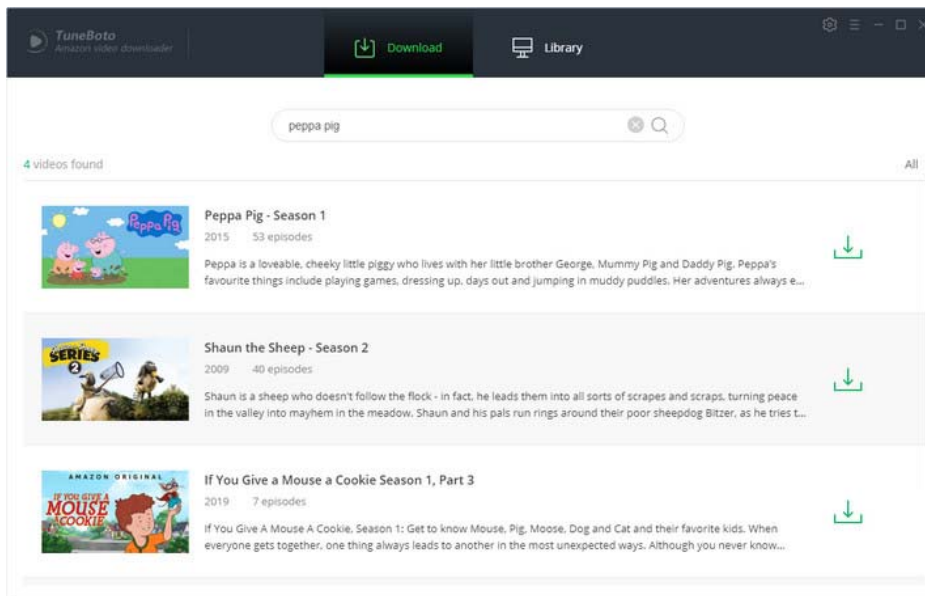
## Customize Download Settings

Click the **Setting** icon on the upper right corner to customize the output format (MP4, MKV), output quality (High, Medium, Low), audio and subtitles language, output path, etc.



## Search for Prime Videos

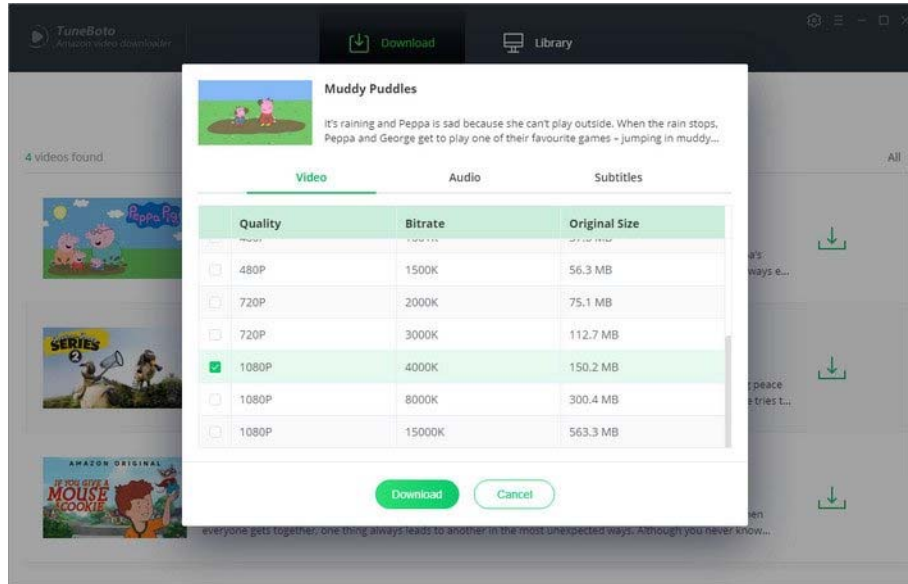
Please copy and paste the link of videos from Amazon Prime Video Web Player to TuneBoto, and then click the little magnifier icon, followed that the program will list the video or all of the related videos.





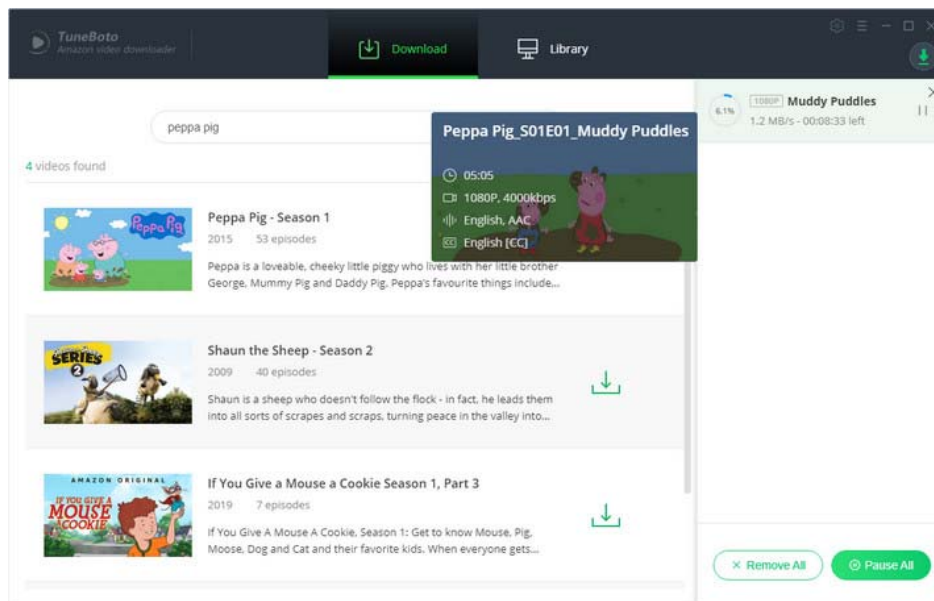
## Select Advanced Download Options

Please select your preferred quality, size, audio tracks and subtitles of the videos on the **Advanced Download** window.



## Start Downloading Prime Videos

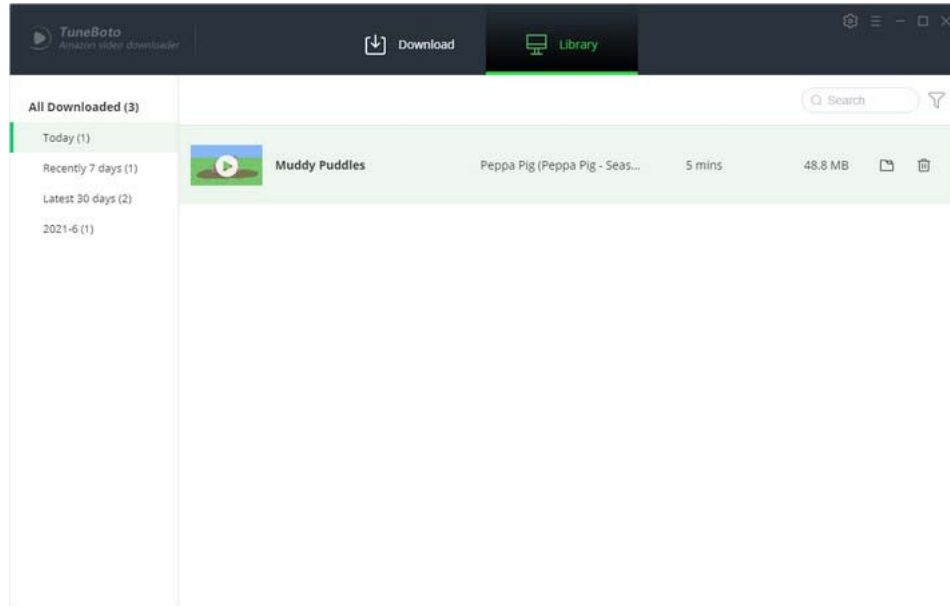
After completing the above steps, now the final step is clicking the **Download** icon to start downloading the Prime video to the output folder you've chosen in the previous step.





## Check Download History

After downloading, you can click on the **Library** tab to find the well-downloaded Prime videos on the local drive. Besides, you can click the thumbnail of the videos in the **Library** tab to open the Windows default player and play the video. After downloading, you can transfer those Prime videos to any of your devices without limits.





## Support & Contact

- [Support](#)
- [Contact](#)

### Support

For more information, please visit TuneBoto's Official Website:

**Homepage:**

<https://www.tuneboto.com/>

**Product Page:**

<https://www.tuneboto.com/amazon-video-downloader.html>

If you meet any problem, you may help yourself with TuneBoto FAQ:

**FAQS Page:**

<https://www.tuneboto.com/amazon-video-downloader/faq.html>

**Online Help:**

<https://www.tuneboto.com/amazon-video-downloader/online-help.html>

### Contact

If you have any problems when using our products, please contact TuneBoto technical support team for further assistance. Technical support inquiry, suggestion, feedback, proposal, compliments, or even criticism, are all welcome.

We are always ready to serve you with prompt and useful email support. From Monday to Sunday, we will answer your emails within 24 hours. Please allow time lag due to different time zones.

**Support Email:** [support@tuneboto.com](mailto:support@tuneboto.com)