



# TuneBoto Amazon Music Converter for Windows

## User Manual

### Overview

- [Introduction](#)
- [Key Features](#)
- [System Requirements](#)

### Purchase & Registration

- [Purchase TuneBoto Amazon Music Converter](#)
- [Register TuneBoto Amazon Music Converter](#)

### Installation & Interface

- [Installation](#)
- [Main Interface](#)
- [Menu](#)

### Tutorials

- [Choose Output Settings](#)
- [Add Amazon Music](#)
- [Convert Music Files](#)
- [Check Conversion History](#)

### Technical Supports

- [Support](#)
- [Contact](#)



## Overview

- [Introduction](#)
- [Key Features](#)
- [System Requirements](#)

### Introduction

Thanks for using TuneBoto Amazon Music Converter for Windows!

[TuneBoto Amazon Music Converter for Windows](#) is a professional audio converter for Amazon users, capable of downloading songs, albums and playlists from Amazon Music Unlimited & Prime Music to plain music format like **MP3, AAC, WAV, and FLAC**. What's more, this smart tool also supports to recognize the ID3 tags info (including title, artwork, artist, album, etc) from Amazon songs, while matching & preserving them on the according music files. After conversion, you can enjoy the downloaded Amazon Music on any devices without any limitations.

### Key Features

- Download music from Amazon Prime Music & Amazon Music Unlimited.
- Convert Amazon songs, albums and playlists to MP3, AAC, WAV or FLAC.
- Record Amazon music with 100% lossless quality retained.
- Keep ID3 tags after conversion.
- No need to install the Amazon Music app.

### System Requirements

- Windows 7, 8, 10 (32 bits or 64bits);
- 1GHz processor or above;
- 512 megabytes (MB) or higher of RAM;
- 1GB of available hard-disk space or higher;
- 1024\*768 resolution display or higher Monitor.



## Purchase & Registration

- [Purchase TuneBoto Amazon Music Converter](#)
- [Register TuneBoto Amazon Music Converter](#)

### Purchase TuneBoto Amazon Music Converter for Windows

**Tips:** To buy a license key for TuneBoto Amazon Music Converter for Windows at \$14.95/One Month, \$39.95/One Year, and \$79.95/Lifetime, click [Here](#).

#### 1. Why should I buy TuneBoto Amazon Music Converter for Windows?

The free trial version of TuneBoto Amazon Music Converter only enables us to convert the **first 3 minutes** of each song and **convert 3 music files at a time**. To unlock the limitation, a license key is needed. After purchasing this program, you will receive a confirmation email with your Registration Email and Registration Key included.

#### 2. What Benefits do we have after Registration?

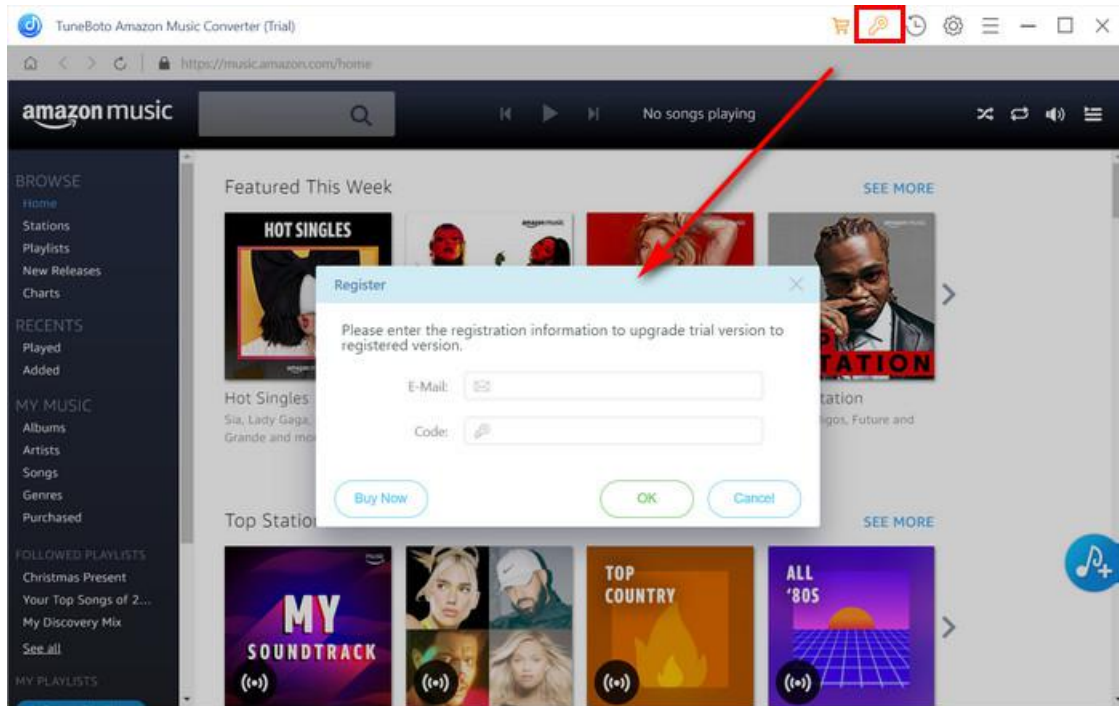
- Unlimited use during the subscription period without any function restrictions.
- FREE upgrades to the latest versions of the same product.
- FREE technical support.



# Tutorial of TuneBoto Amazon Music Converter for Windows

## Register TuneBoto Amazon Music Converter for Windows

**Step1:** Run TuneBoto Amazon Music Converter on Windows computer and sign in with your Amazon Music Unlimited or Prime Music account, then directly click on the Key icon to open the registration window as below.



**Step2:** Copy and paste the **registration Email** and **Code** you received into the registration pop-up window, then click “**OK**” button.

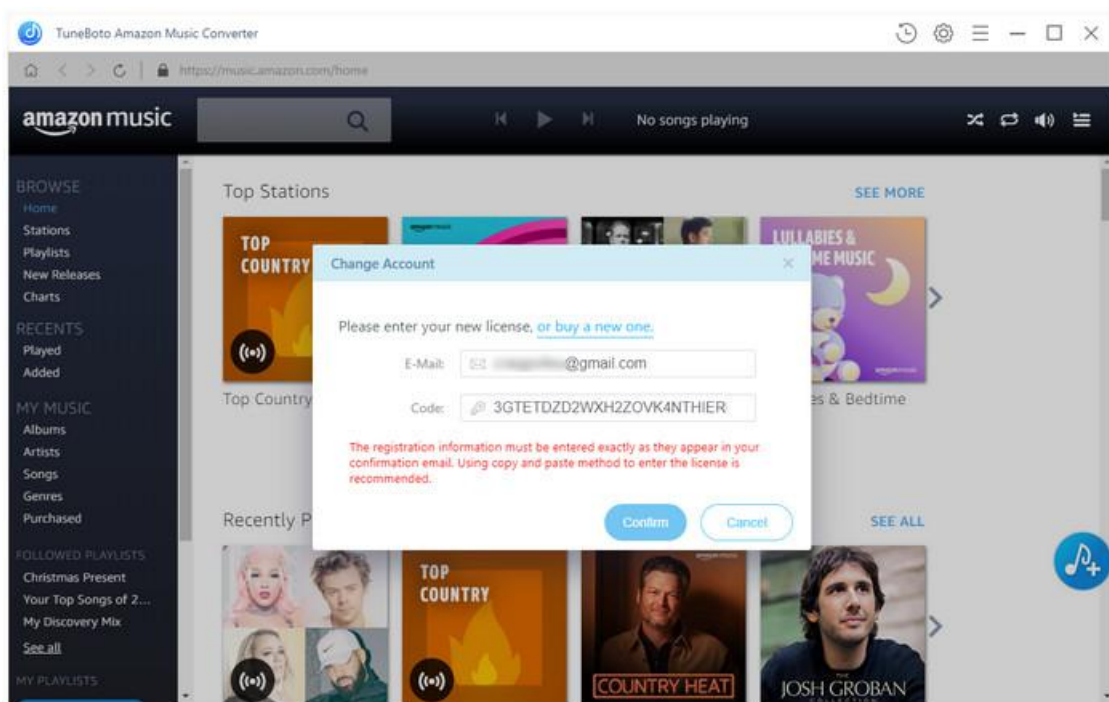
**Step3:** Once finished the Registration process, the limitations of the trial version will be removed.



# Tutorial of TuneBoto Amazon Music Converter for Windows

## Tips:

1. Make sure your computer is well-connected with the Internet.
2. The registration information is case sensitive. So please do not add blank at the beginning or end of the serial numbers.
3. Make sure both Registration Email and Registration key are provided by our company after purchasing. If you have not paid, please go to "**Menu > Purchase**" to get a license.
4. Please make sure Registration Email and Registration key you entered are both complete and correct, otherwise, an error message as below will pop up:





## Installation & Interface

- [Installation](#)
- [Main Interface](#)
- [Menu](#)

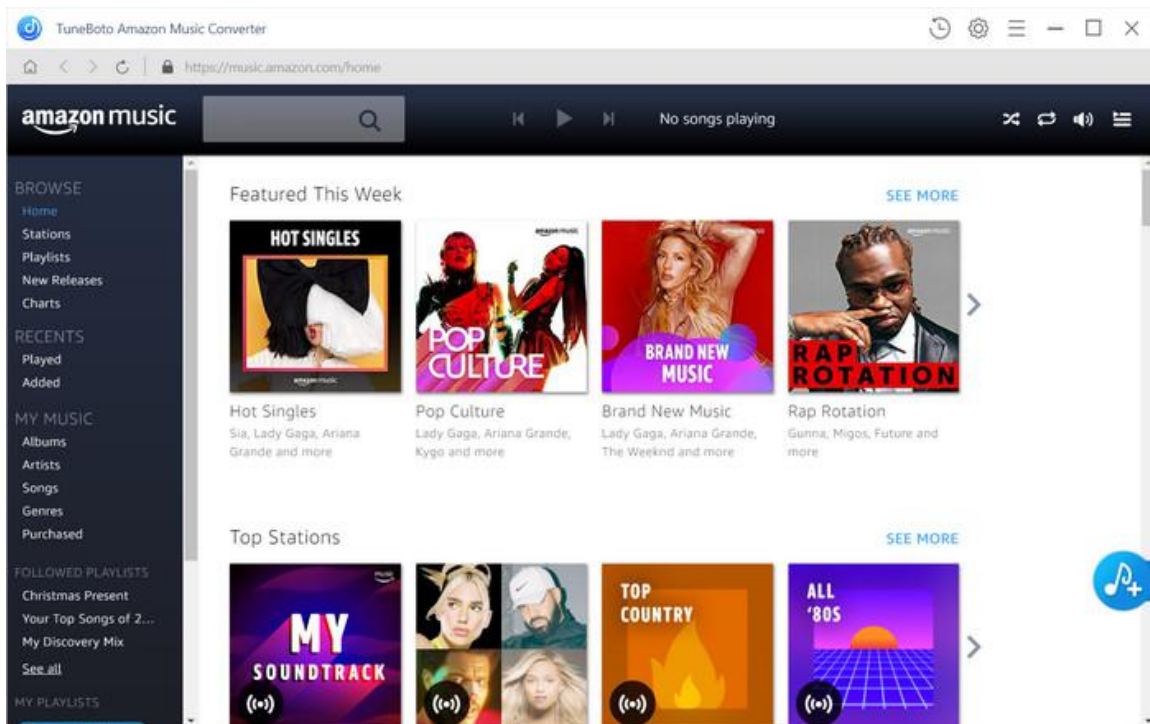
### Installation

To install this product, please follow the instructions below step by step:

1. Download the latest version of TuneBoto Amazon Music Converter through [Download Center](#).
2. Double click the installation package of **tuneboto-amazon-music-converter.exe** file to start installing the program on your computer.
3. Follow the instructions to finish the installation.

### Main Interface


After launching TuneBoto Amazon Music Converter for Windows, and signing in with your Amazon Music Unlimited or Prime Music account, you will see the main interface as below:

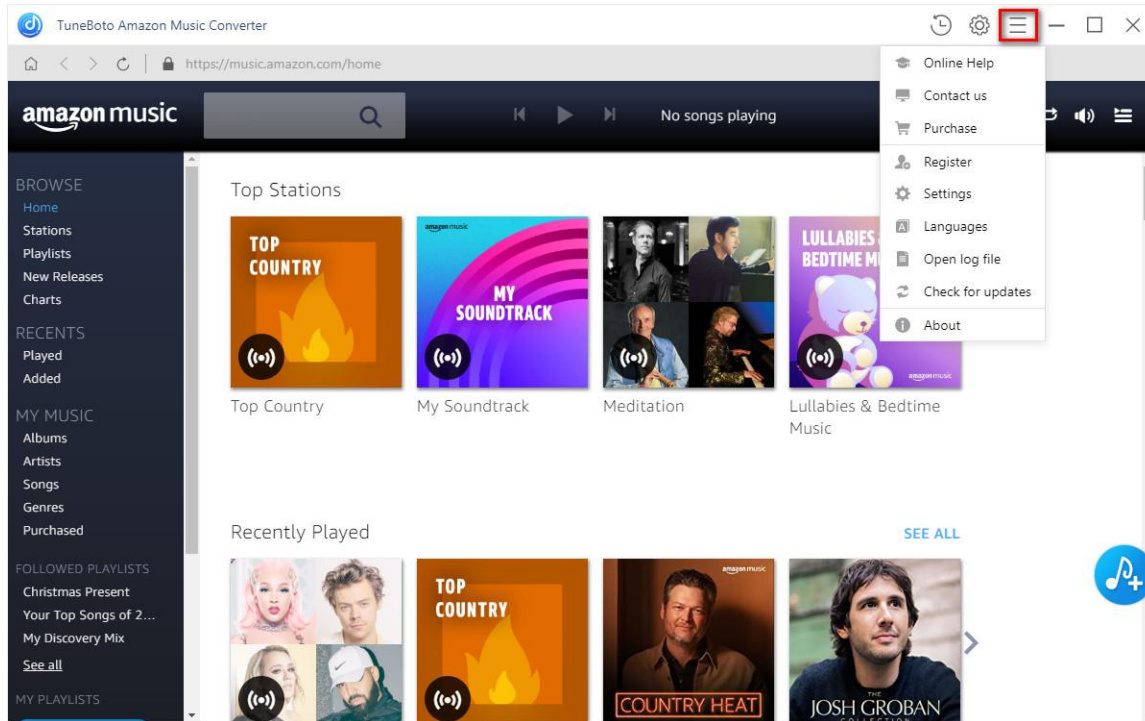




# Tutorial of TuneBoto Amazon Music Converter for Windows

## Menu

Click the **Menu** button  on the upper right corner of the interface, you will see the menu list as below.




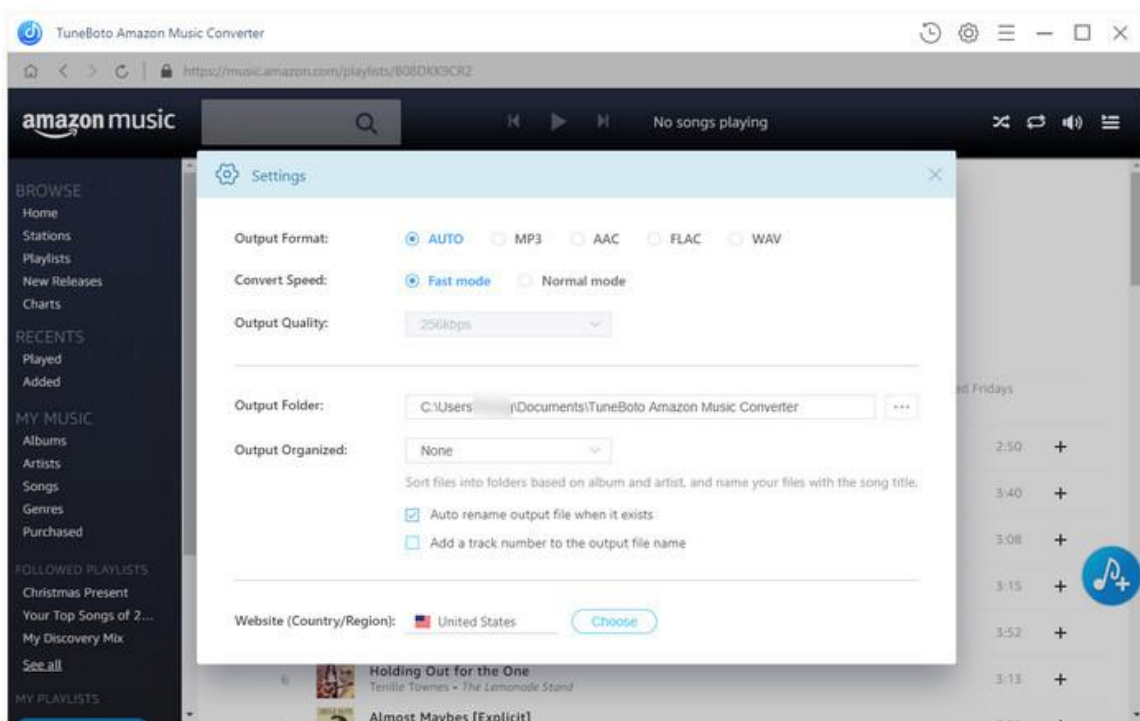


## Tutorials


- Choose Output Settings
- Add Amazon Music
- Convert Music Files
- Check Conversion History

### Choose Output Settings

Click the **Setting** button  on the upper right corner, followed that the setting window will pop up allowing you to set the output format (MP3/AAC/WAV/FLAC), path, quality (256kbps, 192kbps, 128kbps) and more.



### Tips:


1. Please click the  button to browse and choose the output path.
2. If you don't change the output path, the converted files will be saved in TuneBoto default folder:  
C:\Users\User Name\Documents\TuneBoto Amazon Music Converter.

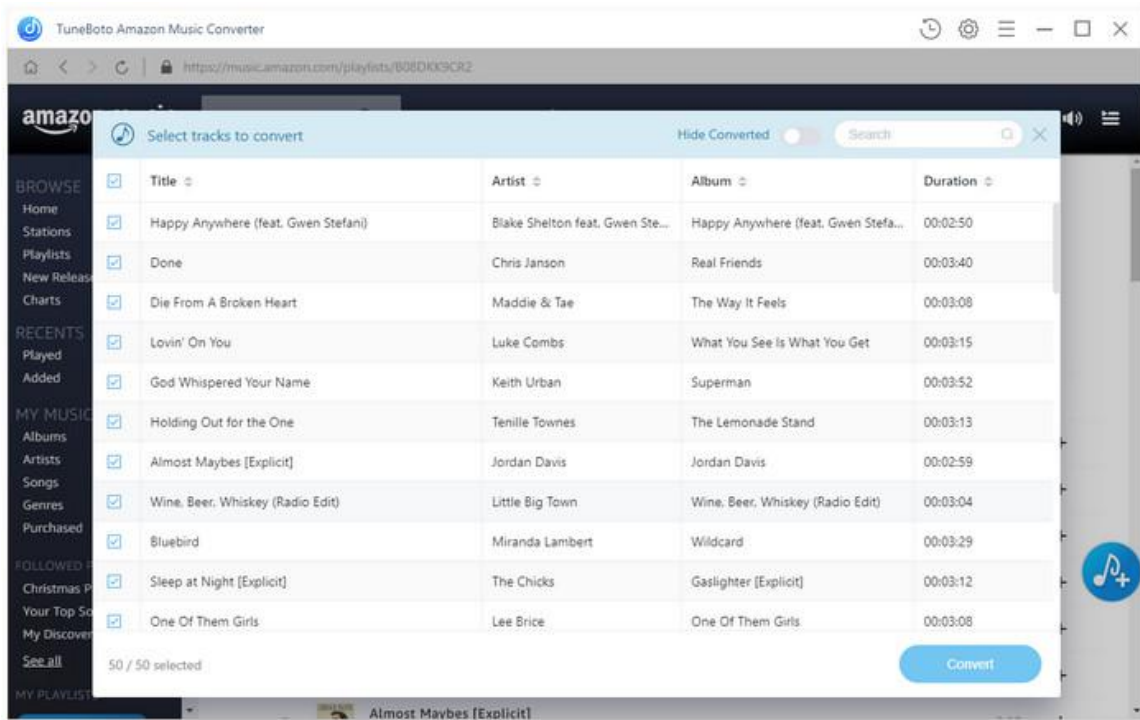




# Tutorial of TuneBoto Amazon Music Converter for Windows

## Add Amazon Music

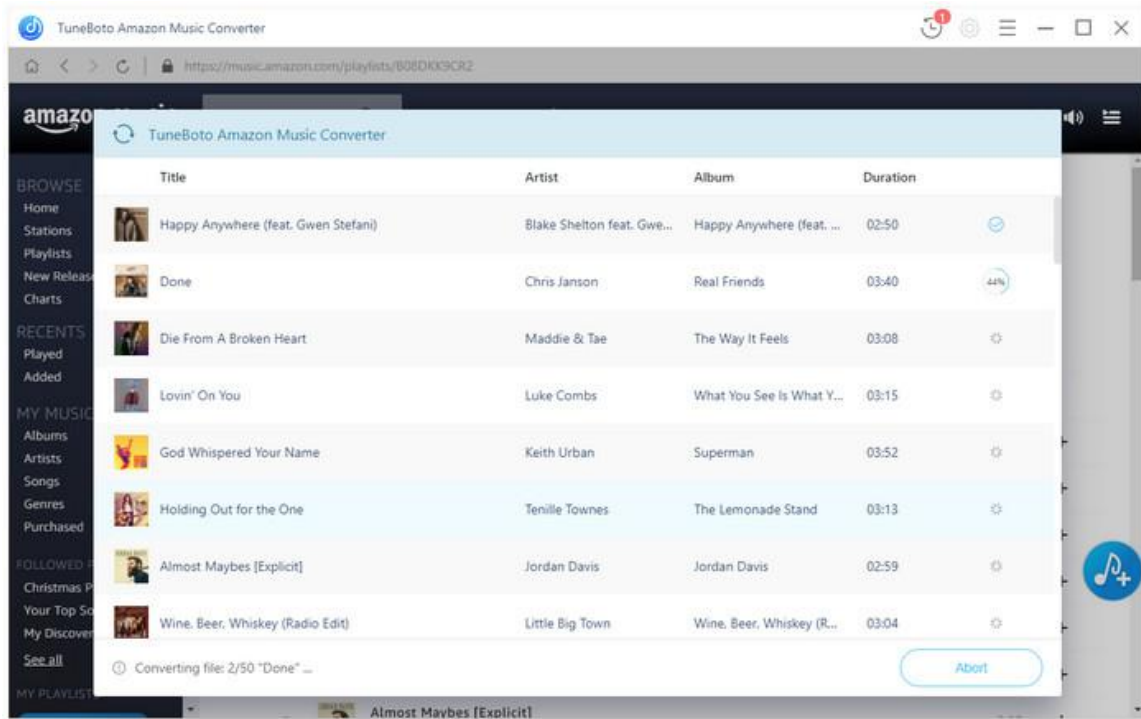
Open an Amazon album, artist or playlist, and click **Add**  button on the bottom right of the interface and the program will list all songs immediately in the Add window. Now all you need is to select songs you want to convert.






## Convert Music Files

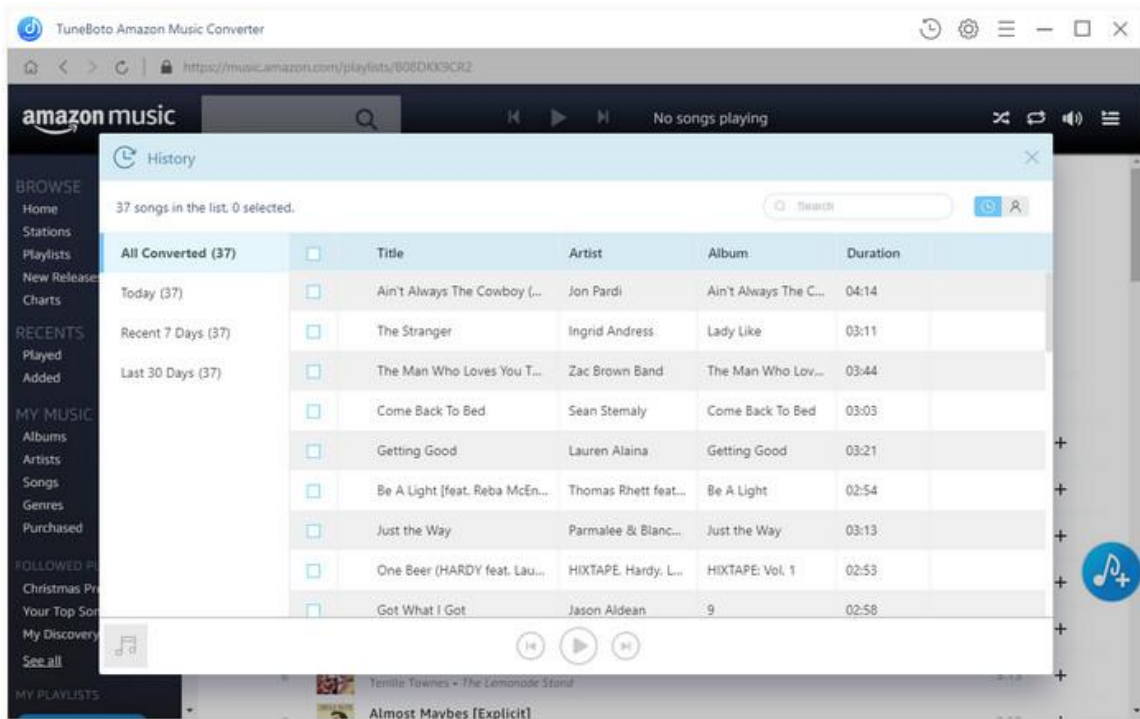
Export your Amazon Music to local computer by clicking "**Convert**" button. You can see the progress bar on the interface.





## Check Conversion History

Once the conversion is done, you can find the downloaded Amazon Music by hitting the  button on the upper right corner or directly going to the output folder you customized in previous step.





## Support & Contact

- [Support](#)
- [Contact](#)

### Support

For more information, please visit TuneBoto's Official Website:

**Homepage:** <https://www.tuneboto.com/>

**Product Page:** <https://www.tuneboto.com/amazon-music-converter.html>

If you meet any problem, you may help yourself with TuneBoto FAQ:

**FAQS Page:** <https://www.tuneboto.com/amazon-music-converter/faq.html>

**Online Help:** <https://www.tuneboto.com/amazon-music-converter/online-help.html>

### Contact

If you meet any problem when using our products, please contact TuneBoto technical support team for further assistance. Technical support inquiry, suggestion, feedback, proposal, compliments, or even criticism, are all welcome.

We are always ready to serve you with prompt and useful email support. From Monday to Sunday, we will answer your emails within 24 hours. Please allow time lag due to different time zones.

**Support Email:** [support@tuneboto.com](mailto:support@tuneboto.com)